

Kiyama

Premium Japanese Redwood Cladding & Weatherboard System

Grown in the cold climate and fertile soils of Japan, our authentic Japanese redwood is a world class, sustainably harvested, durable timber ideal for exterior cladding. The geographical location of the forests produce a highly desirable grain structure with warmth and lustre that readily accepts oils and stains.

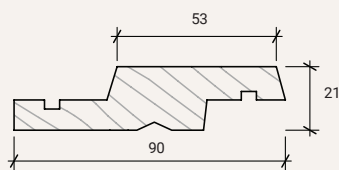
SPECIES	Japanese Redwood (Cryptomeria Japonica)
ORIGIN	Japan
SUSTAINABILITY	World class planting and management systems in place. PEFC (pending) and GOHO certification
TREATMENTS	None
DURABILITY	Naturally durable with no additional harmful chemicals or treatments. Minimum 15 year service life as per NZBC
DENSITY	320-384kg/cm ³ (@ 12% M.C)
QUALITY CHARACTERISTICS	All SUGI timber is carefully graded into specific categories, each grade offers a unique aesthetic and level of natural defect appealing to different types of architecture. Sound tight knots and naturally occurring defects are permissible and adhere to NZS 3602
VISUAL AESTHETIC	Prominent growth rings, variable colour and feature defects
TIMBER COLOUR	Warm reddish brown and light red Hues and dark streaking
RADIAL SHRINKAGE	1.3% (green to 12% M.C)
TANGENTIAL SHRINKAGE	3.5% (green to 12% M.C)
GRADES	SELECT premium and FEATURE tight knot

KILN DRYING	All SUGI timber is supplied kiln dried. 12-16% at time of dispatch
MACHINE COATING	Machine coating available on all orders - Dryden wood oil (we recommend 1 x machine coat + 1 x site application after installation)
PRICING	From \$89.00 + gst /m2 uncoated
LENGTHS	3m, 4m, 4.8m
WIDTHS	50mm, 75mm, 100mm , 150mm and 200mm
THICKNESSES AVAILABLE (RS)	25mm, 40mm, 50mm, 75mm and 100mm (any size available on request)
FINISHES	Dressed, Band sawn, Wire brushed face, Shou Sugi Ban (Charred)

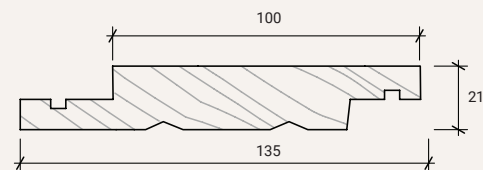
Standard Profiles

A full range of architectural profile drawings available on request.

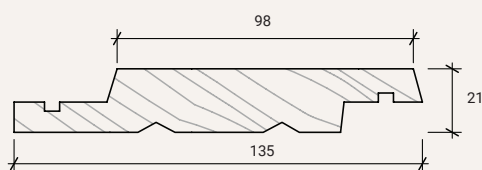
SHIPLAP - VERTICAL & HORIZONTAL



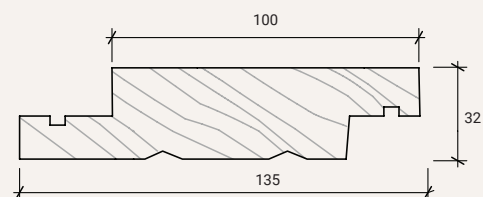
ST49 90x21mm



ST55 135x21mm



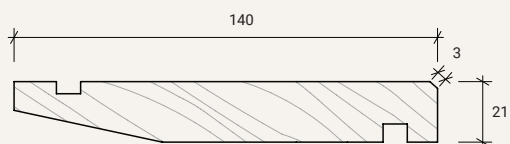
ST51 135x21mm



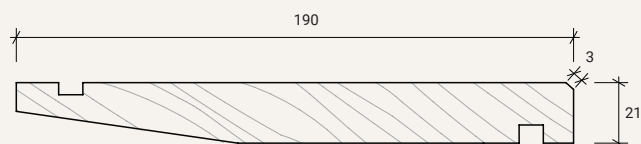
ST5532 135x32mm

Standard Profiles (Continued)

BEVELBACK

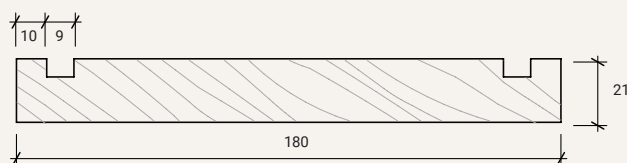


ST61 140x21mm

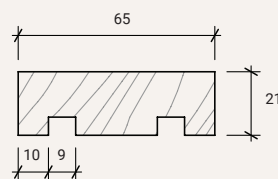


ST62 190x21mm

BOARD & BATTEN

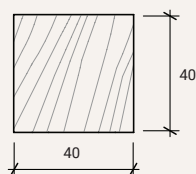


STB3 180x21mm

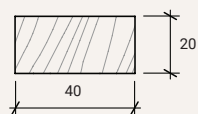


STBT4 65x21mm

SCREENING



ST4040 40x40mm



ST4020 40x20mm

